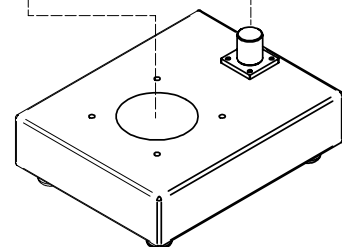
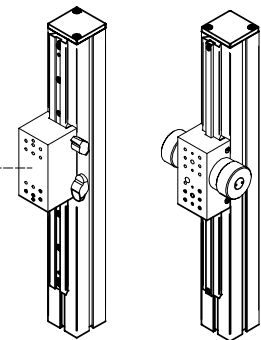
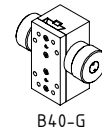
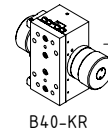
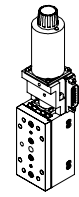
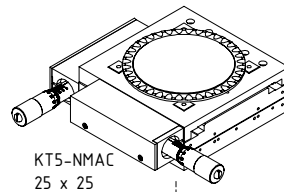
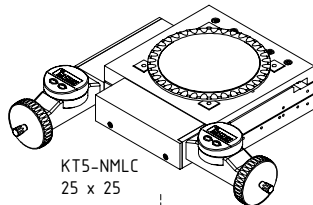
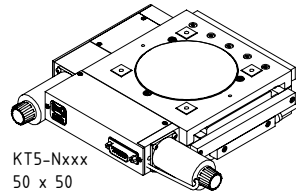
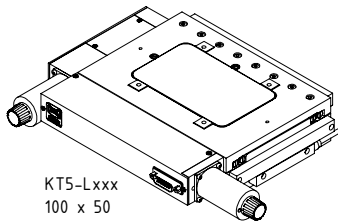
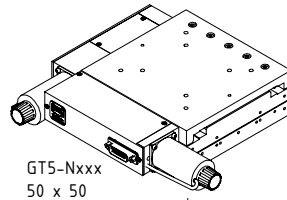
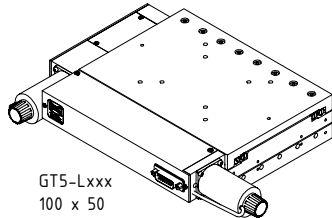
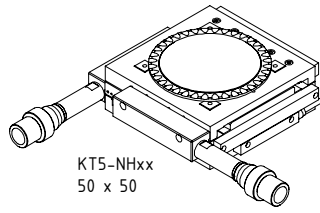
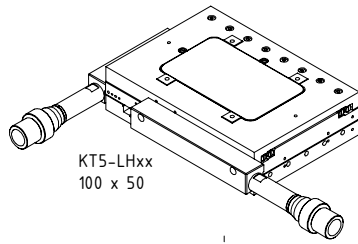


MS2-P Positioning Systems



MS2-EDB

- A: dovetail guide 300 mm
- B: dovetail guide 380 mm
- C: dovetail guide 430 mm
- D: dovetail guide 500 mm

- A: profiled column 300 mm
- B: profiled column 350 mm
- C: profiled column 400 mm
- D: profiled column 480 mm
- E: profiled column 549 mm
- F: profiled column 608 mm
- G: profiled column 750 mm

- E: slide
- G: coarse drive with rack and pinion
(possible with dovetail guide A,B und D)